

PASSENGER & LIGHT TRUCK TIRES
NORTH AMERICA

2020 PRODUCT CATALOG

PASSENGER

ULTRA HIGH PERFORMANCE

SPORT UTILITY VEHICLE

4X4

LIGHT TRUCK

**Made in Indonesia
and sold in over 90
countries, Forceum
tires are a force for
safer driving.**

Forceum offers tire choices for passenger, light truck, and 4x4 applications, but our strength lies in unique, niche, and exotically-sized tires that are especially engineered for tuners with modified vehicles. Forceum tires are dedicated to offering a safe ride without compromising on affordability and performance for the end-consumer.

Manufactured using in-house technology and silica compounds, Forceum tires use reliable and high quality sourcing of raw materials and cutting-edge manufacturing technology. Our tires are subject to strict quality control processes to make sure we deliver quality tires. The tires are constructed keeping performance in mind, with a focus on traction, cornering, and wet driving during the design and manufacturing process.

INSIDE A FORCEUM TIRE

1 JOINTLESS BEAD WIRE

allows uniformity, less imbalance, and reduced chances of breakage.

2 2 PLIES HIGH TURN UP POLYESTER CASING

with HMLS (high modulus and low shrinking) material to allow high stability and uniformity.

3 2 HIGH TENSILE STEEL LAYER BELTS

at optimized angles for additional safety.


4 TRIPLE TREAD COMPOUND

1. TREAD CAP:

Made with a silica compound for low noise, rolling resistance, and longevity.

2. **WINGS:** Sidewall type compound allows bonding between tread and sidewall.

3. **CUSHION:** Extra tackiness and low carbon compound creates adhesion between tread and casing while lowering heat buildup.



THE FORCEUM FORCES



WHY FORCEUM?

PERFORMANCE- FOCUSED PORTFOLIO



The Forceum line features a performance-focused line-up with a range of unique, niche sizes with low profiles and wide tire fitments which are perfect for car enthusiasts.

FACTORY-DIRECT CONTAINER PROGRAM



Forceum tires are shipped directly from our manufacturing facility in Jakarta, Indonesia through a container-model program and are distributed to smaller dealers through our key partners.

IN-HOUSE TECHNOLOGY



Manufactured with in-house technology, Forceum tires are made with strict quality control processes and high-quality sourcing of raw materials to deliver a safe driving experience.

A WARRANTY YOU CAN SELL



Our tires come with a competitive warranty that is designed to be easy for our dealers to sell.



AFTER-SALES SUPPORT AND RESOURCES



Our Forceum customers receive after-sales support and resources which include point-of-sale materials, tailored training support, and access to our Dealer Portal.

UTQG

320 AAA

ALL SEASON

ECOSA

ECOSA


THE SYMMETRICAL TIRE


Forceum's Ecosa is the perfect economical tire for any type of sedan. Its key features include a stabilizer rib, two circumferential ribs, and multi-sipes. The Forceum Ecosa is designed to prevent irregular wear and optimal driving stability.




STABILIZER RIB

prevents irregular wear & scalloping.



TWO CIRCUMFERENTIAL RIBS

allow driving stability and quick steering response.



MULTI-SIPES

clear water rapidly to overcome aquaplaning.


SERIES	SIZE	LOAD INDEX / SPEED SYMBOL	MAXIMUM LOAD	MAX. INFLATION PRESSURE	RIM WIDTH	SECTION WIDTH	OVERALL DIAMETER	TREAD DEPTH
			LBS	PSI	INCHES	INCHES	INCHES	32NDS
80 Series	165/80 R13	83T	1074	44	4.5	6.5	23.4	9
	175/70 R13	82H	1047	44	5.0	7.0	22.7	9
	175/70 R14	84T	1102	44	5.0	7.0	23.7	9
70 series	185/70 R14	88H	1235	44	5.5	7.4	24.3	9
	195/70 R14	91H	1356	44	6.0	7.9	24.8	9
	205/70 R14	97H	1609	44	6.0	8.2	25.4	9
65 series	185/65 R15	88H	1235	44	5.5	7.4	24.4	9
	195/65 R15 (BSW/OWL)	91H	1356	44	6.0	7.9	25.0	9
	205/65 R15	94V	1477	44	6.0	8.2	25.5	9
60 Series	195/60 R16	89V	1279	44	6.0	7.9	25.2	9
	205/60 R15	91V	1356	44	6.0	8.2	24.7	9
50 Series	195/55 R15	89V	1279	44	6.0	7.9	23.4	9

TRIDEKA

THE FAMILY-FRIENDLY TIRE




The Trideka is Forceum's everyday tire, created to keep you and your family safe while on the road. The Forceum Trideka's symmetrical pattern allows for easy installation, and its high aspect ratio ensures maximum driving comfort. Additionally, this tire features wide grooves and multi-sipes for excellent wet grip and stability.




SYMMETRICAL PATTERN

enables easy installation of tire into rims & cars.



WIDE GROOVES & MULTI-SIPES

delivers excellent wet grip and stability.



HIGH ASPECT RATIO

designed for maximum driving comfort.

SERIES	SIZE	LOAD INDEX / SPEED SYMBOL	MAXIMUM LOAD	MAX. INFLATION PRESSURE	RIM WIDTH	SECTION WIDTH	OVERALL DIAMETER	TREAD DEPTH
			LBS	PSI	INCHES	INCHES	INCHES	32NDS
70 Series	175/70 R13 (BSW / OWL)	82H	1047	44	5.0	7.0	22.7	9
	185/70 R14	88H	1235	44	5.5	7.4	24.3	9
65 Series	165/65 R13 (BSW/OWL)	77T	908	44	5.0	6.7	21.4	9
	185/65 R14 (BSW/OWL)	86H	1168	44	5.5	7.4	23.5	9
	185/65 R15	88V	1235	44	5.5	7.4	24.4	9
60 Series	175/60 R13	77H	908	44	5.0	7.0	21.3	9

UTQG

320 AAA

D600

D600

THE DIRECTIONAL TIRE



Forceum's D600 is a dynamic tire for passenger cars. Some key features include a triple dynamic block, combination grooves, and a rigid shoulder block. The build of the Forceum D600 allows for superior handling, grip, stability, and comfort while driving.



TRIPLE DYNAMIC BLOCK
reduces road noise to deliver a quiet & comfortable ride.



COMBINATION GROOVES
allow superior handling & grip on wet conditions.



RIGID SHOULDER BLOCK
offers stability while cornering.

SERIES	SIZE	LOAD INDEX / SPEED SYMBOL	MAXIMUM LOAD	MAX. INFLATION PRESSURE	RIM WIDTH	SECTION WIDTH	OVERALL DIAMETER	TREAD DEPTH
			LBS	PSI	INCHES	INCHES	INCHES	32NDS
60 Series	185/60 R14	82H	1047	44	5.5	7.4	22.8	10
	195/60 R14	86H	1168	44	6.0	7.9	23.2	9
	195/60 R15	91V	1356	44	6.0	7.9	24.2	10

N300

THE TOUGH TIRE



The Forceum N300 is a low-noise pattern with strong grip. It features a tough shoulder block that enables stability, and a center circumferential rib that reduces road noise. Additionally, the dynamic tread grooves on the Forceum N300 work to clear water rapidly and reduce the risk of aquaplaning, delivering a safe, and comfortable ride.



TOUGH SHOULDER BLOCK

enables stability to deliver optimal cornering.



CIRCUMFERENTIAL CENTER RIB

reduces road noise to deliver a quiet & comfortable ride.



DYNAMIC TREAD GROOVES

clear water rapidly to overcome aquaplaning.

SERIES	SIZE	LOAD INDEX / SPEED SYMBOL	MAXIMUM LOAD	MAX. INFLATION PRESSURE	RIM WIDTH	SECTION WIDTH	OVERALL DIAMETER	TREAD DEPTH
			LBS	PSI	INCHES	INCHES	INCHES	32NDS
70 Series	185/70 R13	86H	1168	44	5.5	7.4	23.2	8
65 Series	175/65 R14	82H	1047	44	5.0	7.0	23.0	8
	185/65 R14	86H	1168	44	5.5	7.4	23.5	8

UTQG

320 AAA

EXP70

EXP70

THE COMFORTABLE TIRE



The Forceum EXP70 is an economical tire created for passenger cars. Featuring twin straight grooves, a center rib, and a tough shoulder block, this tire enables stability and provides comfort for any drive.



TWIN STRAIGHT GROOVES

clear water rapidly to overcome aquaplaning.



CENTER RIB

provides handling stability & quick steering response.



TOUGH SHOULDER BLOCK

enables stability to deliver optimal cornering.

SERIES	SIZE	LOAD INDEX / SPEED SYMBOL	MAXIMUM LOAD	MAX. INFLATION PRESSURE	RIM WIDTH	SECTION WIDTH	OVERALL DIAMETER	TREAD DEPTH
			LBS	PSI	INCHES	INCHES	INCHES	32NDS
70 Series	205/70 R15	95H	1521	44	6.0	8.2	26.3	9

OCTA

THE QUIET TIRE



The Forceum Octa is an all-season tire for passenger cars designed with a low-noise, asymmetrical pattern. The key features include three center ribs, and both a dry and wet side pattern for optimal performance in any condition. Another benefit of the Forceum Octa is that it provides excellent grip, braking, and stability, making your drive easy and comfortable.



THREE CENTER RIBS

provide excellent grip, braking performance, and driving stability.



DRY SIDE PATTERN WITH A STIFF BLOCK

assures stable contact patch to deliver optimal cornering.



WET SIDE PATTERN WITH TWO WIDE GROOVES AND MULTI-SIPES

clear water rapidly to prevent aquaplaning.

SERIES	SIZE	LOAD INDEX / SPEED SYMBOL	MAXIMUM LOAD	MAX. INFLATION PRESSURE	RIM WIDTH	SECTION WIDTH	OVERALL DIAMETER	TREAD DEPTH
			LBS	PSI	INCHES	INCHES	INCHES	32NDS
60 Series	205/60 R16	96V XL	1565	44	6.0	8.2	25.7	9
	215/60 R16	99V XL	1709	44	6.5	8.7	26.1	10
	225/60 ZR16	102W XL	1874	44	6.5	9.0	24.6	9
55 Series	195/55 R16	91V XL	1356	44	6.0	7.9	24.4	10
	205/55 ZR16	94W XL	1477	44	6.5	8.4	24.9	9
	215/55 ZR17	98W XL	1653	44	7.0	8.9	26.3	10
	225/55 ZR17	101W XL	1819	44	7.0	9.2	26.8	9
	235/55 R19	105V XL	2039	44	7.5	9.6	29.2	9
50 Series	195/50 R16	84V	1102	44	6.0	7.9	23.7	9
	205/50 ZR16	91W XL	1356	44	6.5	8.4	24.1	9
	225/50 ZR18	99W XL	1709	44	7.0	9.2	26.9	9
	245/50 ZR17	99W	1709	44	7.5	10.0	26.7	10
	235/50 ZR18	101Y XL	1819	44	7.5	9.6	27.3	9
45 Series	195/45 ZR17	85W XL	1135	36	6.5	7.6	23.9	9
	205/45 ZR17	88W XL	1235	44	7.0	8.1	24.3	10
	245/45 ZR18	100Y XL	1764	44	8.0	9.6	26.7	9
	235/45 ZR19	99Y XL	1704	44	8.0	9.3	27.4	9
	245/45 ZR19	102Y XL	1874	44	8.0	9.6	27.7	9
40 Series	205/40 ZR18	86Y XL	1168	44	7.5	8.3	24.4	10
	225/40 ZR18	92Y XL	1389	44	8.0	9.1	25.1	10
	225/40 ZR19	93Y XL	1433	44	8.0	9.1	26.1	9
	245/40 ZR19	98W XL	1653	44	8.5	9.8	26.7	9
	235/40 ZR20	96Y XL	1565	44	8.5	9.5	27.4	10
	245/40 ZR20	99Y XL	1709	44	8.5	9.8	27.7	9
35 Series	225/35 ZR19	88Y XL	1235	44	8.0	9.1	25.2	10
	225/35 ZR20	93Y XL	1433	44	8.0	9.1	26.2	9
	245/35 ZR20	95Y XL	1521	44	8.5	9.8	26.8	9
	245/35 ZR21	96Y XL	1565	44	8.5	9.8	27.8	10
30 Series	225/30 ZR20	85Y XL	1135	44	8.0	9.1	25.4	10
	275/30 ZR20	97Y XL	1609	44	9.5	10.9	26.5	9

HENA

THE SPORTY TIRE



The Forceum Hena is a sporty, all-season tire with excellent wet grip. Its lateral grooves with 45 degree angles, straight center grooves, and straight center rib ensure a safe and stable driving experience.



LATERAL GROOVES WITH 45 DEGREE ANGLES WITH LARGE BLOCKS

clear water rapidly while reducing noise.



STRAIGHT CENTER GROOVES

clear water rapidly and overcome aquaplaning to deliver superior wet performance.



STRAIGHT CENTER RIB

offers stability and flexibility on high speeds.

SERIES	SIZE	LOAD INDEX / SPEED SYMBOL	MAXIMUM LOAD	MAX. INFLATION PRESSURE	RIM WIDTH	SECTION WIDTH	OVERALL DIAMETER	TREAD DEPTH
			LBS	PSI	INCHES	INCHES	INCHES	32NDS
65 Series	215/65 R15	100H XL	1764	44	6.5	8.7	26.0	9
	215/65 R16	102V XL	1874	44	6.5	8.7	26.0	9
60 Series	205/60 R14	88H	1235	44	8.5	8.2	23.7	9
	185/60 R15	84H	1102	44	5.5	7.4	23.7	9
	225/60 R15	96V	1565	44	6.5	9.0	25.6	10
55 Series	205/55 R15	88V	1235	44	6.5	8.4	23.9	9
	215/55 ZR16	97W XL	1609	44	7.0	8.9	25.3	10
	225/55 ZR16	99W XL	1709	44	7.0	9.2	25.7	10
50 Series	195/50 R15	82V	1047	44	6.0	7.9	22.7	9
	205/50 ZR15	89W XL	1279	44	6.5	8.4	23.1	10
	225/50 ZR16	96W XL	1565	44	7.0	9.2	24.9	10
	215/50 ZR17	95W XL	1521	44	7.0	8.9	25.5	9
45 Series	225/50 ZR18	99W XL	1709	44	7.0	9.2	26.9	10
	205/45 ZR16	87W XL	1202	44	7.0	8.1	23.2	10
	215/45 ZR17	91W XL	1356	44	7.0	8.4	24.6	9
	225/45 ZR17	94W XL	1477	44	7.5	8.9	25.0	10
40 Series	235/45 ZR17	97W XL	1609	44	8.0	9.3	25.4	9
	205/40 ZR17	84W XL	1102	44	7.5	8.3	23.5	9
	215/40 ZR17	87W XL	1202	44	7.5	8.6	23.8	9
	245/40 ZR17	95W XL	1521	44	8.5	9.8	25.5	10

HEXA

THE V-SHAPED TIRE



Forceum's Hexa is a sporty, ultra high performance tire, built with a V-shaped tread design. It features unique wide grooves that are designed to clear water rapidly, and a tough shoulder block to allow for stability while making sharp turns. The Forceum Hexa also includes keyhole sipes, ensuring strong tire grip for the safest possible drive in wet conditions.



V-SHAPED TREAD BLOCK
helps maintain stability at high speeds and clears water quickly for excellent traction on wet roads.



UNIQUE WIDE GROOVES
clears water quickly to overcome aquaplaning for maximum performance.



TOUGH SHOULDER BLOCK WITH KEYHOLE SIPES
allows stability while cornering and ensures remarkable grip.

SERIES	SIZE	LOAD INDEX / SPEED SYMBOL	MAX-IMUM LOAD	MAX. INFLATION PRESSURE	RIM WIDTH	SECTION WIDTH	OVERALL DIAMETER	TREAD DEPTH
			LBS	PSI	INCHES	INCHES	INCHES	32NDS
55 Series	185/55 R16	87V XL	1202	44	6.0	7.6	24.0	9
	215/55 ZR16	97W XL	1609	44	7.0	8.9	25.3	9
	225/55 ZR17	101W XL	1819	44	7.0	9.2	26.8	10
50 Series	205/50 ZR17	93W XL	1433	44	6.5	8.4	25.1	10
	225/50 R18	99V XL	1709	44	7.0	9.2	26.9	10
45 Series	205/45 ZR18	90Y XL	1323	44	7.0	8.1	25.2	10
	225/45 ZR18	95Y XL	1521	44	7.5	8.9	25.9	10
40 Series	225/40 ZR19	93Y XL	1433	44	8.0	9.1	26.1	10
35 Series	215/35 ZR19	85Y XL	1135	44	7.5	8.6	26.1	9
	235/35 ZR19	91Y XL	1356	44	8.5	9.5	25.5	10
	225/35 ZR20	93Y XL	1436	44	8.0	9.1	26.2	10
30 Series	235/30 ZR20	88Y XL	1235	44	8.5	9.5	25.6	10

HEXA-R

THE MODERN V-SHAPED TIRE



Similar to the Hexa, Forceum's Hexa-R is a sporty, ultra high performance tire. It features a V-shaped tread block, unique wide grooves, and a tough shoulder block, all ensuring the upmost safety for wet driving conditions. Additionally, the Forceum Hexa-R has keyhole sipes to maximize tire grip and maintain stability while cornering.



V-SHAPED TREAD BLOCK

clear water rapidly for strong grip on wet surfaces as well as maintaining stability on high speeds.



UNIQUE WIDE GROOVES

clear water rapidly to overcome aquaplaning and deliver superior wet performance.



TOUGH SHOULDER BLOCK WITH KEYHOLE SIPES

ensures excellent traction and allows increased stability while cornering.

SERIES	SIZE	LOAD INDEX / SPEED SYMBOL	MAXIMUM LOAD	MAX. INFLATION PRESSURE	RIM WIDTH	SECTION WIDTH	OVERALL DIAMETER	TREAD DEPTH
			LBS	PSI	INCHES	INCHES	INCHES	32NDS
60 Series	185/60 R15	88V XL	1235	44	8.5	7.4	23.7	10
55 Series	185/55 R16	87V XL	1202	44	8.5	7.6	24.0	10
50 Series	205/50 ZR17	93W XL	1433	44	6.5	8.4	25.1	10
	225/50 ZR17	98W XL	1653	44	7.0	9.2	25.9	10
45 Series	205/45 ZR16	87W XL	1202	44	7.0	8.1	23.2	9
	245/45 ZR17	99W XL	1709	44	8.0	9.6	25.7	10
	205/45 ZR18	90Y XL	1323	44	7.0	8.1	25.2	10
	225/45 ZR18	95Y XL	1521	44	7.5	8.9	25.9	10
	205/40 ZR17	84W XL	1102	44	7.5	8.3	23.5	9
40 Series	215/40 ZR18	89Y XL	1279	44	7.5	8.6	24.8	10
	235/40 ZR18	95Y XL	1521	44	8.5	9.5	25.4	10
	245/40 ZR18	97Y XL	1609	44	8.5	9.8	25.7	10
	225/40 ZR19	93Y XL	1433	44	8.0	9.1	26.1	10
35 Series	215/35 ZR19	85Y XL	1135	44	7.5	8.6	24.9	9
	225/35 ZR19	88Y XL	1235	44	8.0	9.1	25.2	10
	235/35 ZR19	91Y XL	1356	44	8.5	9.5	25.5	10
	245/35 ZR19	93Y XL	1433	44	8.5	9.8	25.8	10
30 Series	225/30 ZR20	85Y XL	1135	44	8.0	9.1	25.4	10
	235/30 ZR20	88Y XL	1235	44	8.5	9.5	25.6	10

D700

THE DYNAMIC TIRE



The D700 is Forceum's ultra-high performance tire designed for wet performance. The Forceum D700 features a combination of lateral and directional grooves, a dual center dynamic block, and a tough shoulder block for stability when driving fast or while turning. This tire is perfect if you're looking for safe and reliable tire that can stand up to high speeds and wet conditions.



LATERAL & DIRECTIONAL GROOVES

clear water rapidly to overcome aquaplaning.



DYNAMIC DUAL CENTER BLOCK

designed for stability on high speeds.



TOUGH SHOULDER BLOCK

allows optimal stability while cornering.

SERIES	SIZE	LOAD INDEX / SPEED SYMBOL	MAXIMUM LOAD	MAX. INFLATION PRESSURE	RIM WIDTH	SECTION WIDTH	OVERALL DIAMETER	TREAD DEPTH
			LBS	PSI	INCHES	INCHES	INCHES	32NDS
55 Series	185/55 R15	86V XL	1168	44	6.0	7.6	23.0	9.8
45 Series	195/45 ZR16	84W XL	1102	44	6.5	7.7	22.9	9.8

D850

THE ZIG-ZAG TIRE



The Forceum D850 is an ultra-high performance passenger tire designed for comfort and wet performance. It features a zig-zag shoulder block pattern to reduce noise and clear water, and a dynamic semi rib block for grip and wet handling. The Forceum D850 also features a continuous center rib, allowing for stability on straight roads.



ZIGZAG SHOULDER BLOCK PATTERN

clears water rapidly to overcome aquaplaning while delivering a quiet ride.



DYNAMIC SEMI-RIB BLOCK

designed for wet grip and superior wet handling.



CONTINUOUS CENTER RIB

allows stability on straight roads.

SERIES	SIZE	LOAD INDEX / SPEED SYMBOL	MAXIMUM LOAD	MAX. INFLATION PRESSURE	RIM WIDTH	SECTION WIDTH	OVERALL DIAMETER	TREAD DEPTH
			LBS	PSI	INCHES	INCHES	INCHES	32NDS
45 Series	195/45 R15	78V	937	44	6.5	7.7	21.9	9.0

PENTA

THE MODERN SUV TIRE



The Forceum Penta is a modern twist on your typical SUV tire. Its low-noise, asymmetric pattern makes your driving experience stable and comfortable. The Penta features three main ribs and both a dry side and a wet side pattern for safety in all conditions.



THREE MAIN RIBS

allow riding stability on highways while multi-adaptive sipes minimize rolling resistance & improve braking.



DRY SIDE PATTERN

with rigid block ensures good cornering while strengthening line traceability.



WET SIDE PATTERN

with two wide grooves and multi-sipes clear water rapidly to overcome aquaplaning while variable pitch minimizes pattern noise to deliver comfort.

SERIES	SIZE	LOAD INDEX / SPEED SYMBOL	MAXIMUM LOAD	MAX. INFLATION PRESSURE	RIM WIDTH	SECTION WIDTH	OVERALL DIAMETER	TREAD DEPTH
			LBS	PSI	INCHES	INCHES	INCHES	32NDS
70 Series	265/70 R16	116H XL	2756	51	8.0	10.7	30.6	9
	225/65 R17	106H XL	1984	51	6.5	9.0	28.5	10
65 Series	235/65 R17	108V XL	2205	51	7.0	9.4	29.1	10
	265/65 R17	116H XL	2756	51	8.0	10.7	30.6	10
	225/60 R18	104V XL	1984	51	6.5	9.0	28.6	9
60 Series	235/60 R18	107V XL	2150	51	7.0	9.4	29.1	9
	265/60 R18	114V XL	2601	51	8.0	10.7	30.5	10
55 Series	255/55 R19	111V XL	2403	51	8.0	10.4	30.0	10
	275/55 R20	117V XL	2833	51	8.5	11.2	31.9	10
50 Series	265/50 R19	110V XL	2337	51	8.5	10.9	29.5	10
	255/50 R20	109V XL	2271	51	8.0	10.4	30.1	10
	265/50 R20	112V XL	2469	51	8.5	10.9	30.5	9
45 Series	265/45 R20	108V XL	2205	51	9.0	10.5	29.4	10
	275/45 ZR22	112W XL	2469	51	9.0	10.7	31.8	10
40 Series	265/40 ZR21	105Y XL	2039	51	9.5	10.7	29.3	10
	305/40 ZR22	114W XL	2601	51	11.0	12.3	31.6	9
35 Series	265/35 R22	102V XL	1874	51	9.5	10.7	29.3	10

HEPTAGON SUV

THE SUV TIRE



The Forceum Heptagon SUV offers excellent handling and traction for wet and dry conditions. Key features include a wet-side pattern with multi-grooves, a dry side pattern, and a balance center rib ensuring safety at all times.




WET SIDE PATTERN WITH MULTI-GROOVES

enable rapid water evacuation for improved wet handling and traction.



DRY SIDE PATTERN WITH LARGER BLOCKS AND DOUBLE GROOVES

allow superior grip on dry surfaces.



BALANCED CENTER RIB

provides better handling stability on wet and dry conditions.

SERIES	SIZE	LOAD INDEX / SPEED SYMBOL	MAXIMUM LOAD	MAX. INFLATION PRESSURE	RIM WIDTH	SECTION WIDTH	OVERALL DIAMETER	TREAD DEPTH
			LBS	PSI	INCHES	INCHES	INCHES	32NDS
60 series	215/60 R17	100V XL	1764	51	7.0	9.4	28.1	9
	235/60 R17	102H XL	1874	51	6.5	8.7	27.2	10
	255/60 R17	110V XL	2337	50	7.5	10.2	29.1	10
	255/60 R18	112V XL	2469	51	7.5	10.2	30.0	10
55 series	215/55 R18	99V XL	1709	51	7.0	8.9	27.3	10
	235/55 R18	104V XL	1984	51	7.5	9.6	28.1	10
	255/55 R18	109V XL	2271	15	8.0	10.4	29.0	10
50 series	235/50 R19	103V XL	1929	51	7.5	9.6	28.3	10
	255/50 ZR19	107W XL	2150	51	8.0	10.4	29.1	10
45 series	255/45 R20	105V XL	2039	51	8.5	10.0	29.1	10
	275/45 ZR19	108W XL	2205	50	9.0	10.7	28.8	10
	275/45 ZR20	110Y XL	2337	51	9.0	10.7	29.8	10
	285/45 ZR19	111V XL	2403	51	9.5	11.2	29.1	9
40 series	265/40 R22	106V XL	2094	50	9.5	10.7	30.4	10
	275/40 ZR20	106Y XL	2094	51	9.5	10.9	28.7	10
	305/40 ZR22	114W XL	2601	51	11.0	12.3	31.6	10
35 series	295/35 ZR21	107Y XL	2149	51	10.5	11.9	29.1	10
	315/35 ZR20	110W XL	2337	51	11.0	12.6	28.7	10
30 series	295/30 ZR22	103Y XL	1929	51	10.5	11.9	29.0	10

UTQG

320 A A

HP202+

HP202+

The Forceum HP202+ is a tire optimized to give the most comfortable ride, with outstanding safety assurance and noise reducing tread design.

THE COMFORTABLE SUV TIRE



BIONIC CONTOURS

reduce road noise and braking distance



LATERAL GROOVES ON BOTH SHOULDERS

clear water rapidly to prevent aquaplaning



OPTIMIZED FOOTPRINT, GROOVE ANGLES, AND SIPE DENSITY

help minimize rolling resistance

SERIES	SIZE	LOAD INDEX / SPEED SYMBOL	MAXIMUM LOAD	MAX. INFLATION PRESSURE	RIM WIDTH	SECTION WIDTH	OVERALL DIAMETER	TREAD DEPTH
			LBS	PSI	INCHES	INCHES	INCHES	32NDS
40 Series	305/40 ZR22	114W XL	2601	50	11.0	12.3	31.6	10
50 Series	285/50 R20	116V XL	2756	50	9.0	11.7	31.3	10

4 X 4

ALL SEASON

HEPTAGON HT

HEPTAGON HT

THE HIGHWAY TIRE




The Forceum Heptagon HT is an all-season tire perfect for navigating the highway. Featuring an asymmetrical tread design, sequential ribs on shoulders, and tread siping, this tire offers excellent traction and handling. The Heptagon HT contains optimal pitch variation as well, which ensures low-noise for a comfortable driving experience.



ASYMMETRICAL TREAD DESIGN

offers excellent traction and handling.



SEQUENTIAL RIBS ON SHOULDERS

offer superior grip & stability while cornering and driving on wet surfaces.



TREAD SIPING

enables a self-cleaning and anti-slipping mechanism.



OPTIMAL PITCH VARIATION

ensures low noise for increased driving comfort.

SERIES	SIZE	LOAD INDEX / SPEED SYMBOL	MAXIMUM LOAD	MAX. INFLATION PRESSURE	RIM WIDTH	SECTION WIDTH	OVERALL DIAMETER	TREAD DEPTH
			LBS	PSI	INCHES	INCHES	INCHES	32NDS
70 Series	215/70 R16	100H	1764	51	6.5	8.7	27.9	10
65 Series	285/65 R17	116H	2756	51	8.5	11.4	31.5	10

ATZ

THE ALL-TERRAIN TIRE



The Forceum ATZ is an all-season tire created for stable driving on all terrains. Featuring large blocks with multi-sipes, a straight center block, and wide grooves, this tire clears mud easily and maintains a strong grip on and off the road.



LARGE BLOCKS WITH MULTI-SIPES

allows strong grip on wet off-road conditions.



STRAIGHT CENTER BLOCK

helps maintain stability on highways.



WIDE GROOVES

enables easy clearing of mud in off-road conditions.

SERIES	SIZE	LOAD INDEX / SPEED SYMBOL	MAXIMUM LOAD	MAX. INFLATION PRESSURE	RIM WIDTH	SECTION WIDTH	OVERALL DIAMETER	TREAD DEPTH
			LBS	PSI	INCHES	INCHES	INCHES	32NDS
75 Series	235/75 R15	105S	2039	44	6.5	9.3	28.9	11
	235/70 R15	103S	1929	44	7.0	9.4	28.0	13
70 Series	235/70 R16	109S XL	2271	44	7.0	9.4	29.0	11

ATZ-R

ATZ-R

THE MODERN OFF-ROAD TIRE



The Forceum ATZ-R is designed to navigate all terrains. Its key features include large blocks with multi-sipes, an interlocked block on the center rib, wide grooves, and buttress block decoration. Whether you're driving in the mud, in the sand, or on the highway, the Forceum ATZ-R helps maintain traction and stability.



LARGE BLOCKS WITH MULTI-SIPES

allow strong grip on wet off-road conditions.



STRAIGHT CENTER BLOCK

helps maintain stability on highways.



WIDE GROOVES

enable easy clearing of mud in off-road conditions.



BUTTRESS BLOCK DECORATION

adds an attractive edge to the tire pattern.

SERIES	SIZE	LOAD INDEX / SPEED SYMBOL	MAXIMUM LOAD	MAX. INFLATION PRESSURE	RIM WIDTH	SECTION WIDTH	OVERALL DIAMETER	TREAD DEPTH
			LBS	PSI	INCHES	INCHES	INCHES	32NDS
Flotation	31X10.50 R15 (BSW/OWL/OOL)	109Q	2271	51	8.5	11	31	13

MT-08+

THE MODERN MUD-TERRAIN TIRE



The MT-08+ is similar to the MT-08, but its built with a modern twist. This tire features large knobbly blocks with deep grooves, an open tread with shoulder groove ridges, and a continuous center rib, all to maximize efficiency in an off-road terrain. If you're looking for adventure, this 4x4 pattern is right for you.



LARGE KNOBBLY BLOCKS WITH DEEP GROOVES

penetrate muddy terrains to establish strong traction.



OPEN TREAD DESIGN COMBINED WITH SHOULDER GROOVE RIDGES

enable a self-cleaning mechanism to clear mud and road hazards.



CONTINUOUS CENTER RIB

hampers mud flow to establish strong traction.

SERIES	SIZE	LOAD INDEX / SPEED SYMBOL	PR	MAXIMUM LOAD		MAX. INFLATION PRESSURE	RIM WIDTH	SECTION WIDTH	OVERALL DIAMETER	TREAD DEPTH
				SINGLE (LBS)	DUAL (LBS)					
Flotation	LT 27X8.50 R14	95Q	6	1521	-	50	7.0	8.6	26.7	16
	LT 33X12.50 R20 (BSW / OWL)	114Q	10	2601	-	65	10.0	12.6	32.5	19
	LT 35X12.50 R20	121Q	10	3197	-	80	10.0	12.1	34.4	20
75 Series	LT 235/75 R15 (BSW / OWL / OOL)	104/101Q	10	1984	1819	51	6.5	9.3	28.9	16
	LT 265/75 R16 (BSW / OWL)	123/120Q	10	3417	3086	80	7.5	10.5	31.7	17
70 Series	LT 235/70 R16	104/101Q	10	1984	1819	51	7.0	9.4	29.0	16
	LT 265/70 R17 (BSW / OWL)	121/118P	10	3197	2910	80	8.0	10.7	31.7	17
55 Series	LT 275/55 R20	115/112P	8	2679	2469	65	8.5	11.2	31.9	12

DIGON LT

DIGON LT

THE ECONOMICAL TIRE



The Forceum Digon LT is made for light trucks and vans. It features three main grooves, a multi-sipe tread, and two main ribs, ensuring driving comfort and excellent grip. The Forceum Digon LT is designed to deliver stability and quick steering response, giving you the best driving experience possible.




THREE MAIN GROOVES

clear water rapidly to overcome aquaplaning.



TWO MAIN RIBS

deliver driving stability & quick steering response.



MULTI-SIPE TREAD

ensures excellent grip to deliver driving comfort.

SERIES	SIZE	LOAD INDEX / SPEED SYMBOL	PR	MAXIMUM LOAD		MAX. INFLATION PRESSURE PSI	RIM WIDTH	SECTION WIDTH	OVERALL DIAMETER	TREAD DEPTH
				SINGLE (LBS)	DUAL (LBS)		INCHES	INCHES	INCHES	32NDS
LTRC	175 R13C	97/95R	8	1609	1521	65	5.0	7.0	23.9	10
	195 R14C	106/104P	8	2094	1984	65	5.5	7.8	26.2	12
	195 R15C	106/104R	8	2094	1984	65	5.5	7.8	27.2	12

ULTRA 2

ULTRA 2

THE COMMERCIAL TIRE



The Forceum Ultra 2 is made for light trucks and vans. Built to ensure safety and stability, this tire features a twin semi-block rim, three main grooves, and siped shoulder blocks. The Forceum Ultra 2's design also prevents uneven wear, guaranteeing these tires will be in their best condition for as long as possible.




TWIN SEMI-BLOCK RIB

allows strong grip on wet road conditions.



THREE MAIN GROOVES

clear water rapidly to overcome aquaplaning.



SIPED SHOULDER BLOCKS

allow optimal cornering & prevent uneven wear.

SERIES	SIZE	LOAD INDEX / SPEED SYMBOL	PR	MAXIMUM LOAD		MAX. INFLATION PRESSURE PSI	RIM WIDTH	SECTION WIDTH	OVERALL DIAMETER	TREAD DEPTH
				SINGLE (LBS)	DUAL (LBS)		INCHES	INCHES	INCHES	32NDS
LTRC	LT 185 R14 C	102/100P	8	1874	1764	65	5.5	7.4	25.6	8
	LT 195 R14 C	106/104P	8	2094	1984	65	5.5	7.8	26.2	8

ABOUT FORCEUM'S LIMITED WARRANTY

This limited warranty covers all new Forceum brand replacement radial tires purchased after May 1, 2016, supplied either directly or through an authorized Forceum dealer, which are mounted on passenger cars, vans and light trucks and have been used on the same vehicle that they were originally installed on.

This warranty applies to consumers actually purchasing and using the tires in all of North America, limited to the 48 contiguous states, the District of Columbia, the non-contiguous states of Hawaii and Alaska, and Canada.

1. WORKMANSHIP & MATERIALS

Forceum warrants all eligible tires with a complete DOT identification number against defects in workmanship and materials. Upon examination, if Forceum determines that the tire(s) is not serviceable due to a condition covered by this warranty, it will be replaced by a comparable new Forceum tire as follows:

During the first 2/32" of the original usable tread, or within twelve (12) months from the date of purchase (proof of purchase required) whichever comes first, Forceum will replace the tire with a comparable new Forceum tire 100% free of charge. Applicable fees and taxes and costs of mounting and balancing are payable by the owner.

After the 100% replacement term expires and the tire is still within sixty (60) months of the date of purchase (proof of purchase required), credit will be pro-rated towards the purchase of a comparable Forceum tire. The credit will be determined by the percentage of original tread depth remaining on the tire. Applicable fees and taxes and costs of mounting and balancing are payable by the owner.

The authorized Forceum dealer will determine the adjustment cost by multiplying the percentage of original usable tread worn by the current Forceum price in effect at the time of adjustment.

Refer to the example below to obtain the credit percentage:

RTD = Remaining Tread Depth

OTD = Original Tread Depth

If RTD = 5/32" = 5 and OTD = 10/32" = 10

The calculation is:

$$\frac{\text{Remaining Usable Tread Depth}}{\text{Original Usable Tread Depth}} = \frac{3}{8} = 0.375 = \mathbf{38\%}$$

2. MILEAGE TREADWEAR WARRANTY

In addition to the above workmanship and materials warranty, Forceum also warrants that the tread life of all replacement passenger tires or light truck tires, supplied either directly or through an authorized Forceum dealer, will have the following tread wear warranty coverage from the point of original purchase (proof of purchase required):

CATEGORY	PATTERN	MILEAGE COVERED
Passenger	ECOSA	45,000 miles
SUV	PENTA	45,000 miles
4 x 4	ATZ	45,000 miles
4 x 4	HEPTAGON HT	45,000 miles

If a tire reaches the end of its usable tread life (2/32") before the stated mileage warranty, it will be replaced by a comparable Forceum tire on a pro-rated basis. The authorized Forceum dealer will determine the adjustment cost by multiplying the percentage of mileage obtained by the current Forceum price in effect at the time of adjustment.

To make a claim, the owner must present the original Forceum Mileage Warranty Card, which records the date of purchase, name of purchaser, original mileage, and identification of the vehicle to an authorized Forceum dealer.

Eligibility For Mileage Tread Wear Warranty:

- The tires must be rotated every 5,000 – 6,000 miles
- The owner must be the original purchaser of the tires and have the original copy of the invoice showing the application mileage

- The original purchaser must be the owner of the vehicle on which the tires were originally installed
- The tires are worn out evenly across the tread, down to the tread wear indicator (2/32") at which time they are considered to be 100% worn out. The tire must not have more than 2/32" tread depth difference
- The Tire Rotation Card must be completed by the servicing dealer
- For vehicles equipped with staggered size fitments (different tire sizes on the front and rear axles) which cannot be rotated, the mileage warranty for the front or rear tires will be 50% of the warranted miles specified under the standard Forceum tread wear warranty.

3. ROAD HAZARD WARRANTY

Forceum warrants road hazard warranty coverage on most patterns sold by Forceum for non-repairable tread damage such as nails, glass, potholes or other debris. Covered tires will be eligible for a free replacement for the first twelve (12) months from the date of purchase or within the first 2/32"nds of treadwear, whichever comes first.

The cost of mounting, balancing and any other service charges including applicable taxes are required to be paid by the consumer. Road hazard coverage applies only to the original purchaser and is not transferable. The road hazard program is effective on tires purchased on or after October 1, 2017.

What Is Not Covered by the Road Hazard Warranty?

- Tires damaged due to accidents, collision, theft, larceny, snow chains or studs, explosion, lightning, earthquakes, fire, windstorms, hurricanes, water, floods, malicious mischief, vandalism, etc.
- Tires damaged due to misuse, abuse, negligence, improper application, improper towing, improper balancing or alignment, improper inflation, brake lock up, wheel spinning, torque snags, etc.
- Tires that are repairable under Rubber Manufacturers Association (USTMA) standards.
- Tires that have failed due to commercial use.
- Tires damaged or failed due to racing or off-road use.
- Tires damaged due to mechanical wear damage.
- Tires transferred to another vehicle.
- Tires that reflect damage due to continued run flat or acute under-inflation.

Summary of Forceum Limited Tire Warranty Coverage:

CATEGORY	PATTERN	ROAD HAZARD	MILEAGE WARRANTY
PCR	Ecosa	YES	45,000
PCR	Trideka	YES	N/A
PCR	D600	YES	N/A
PCR	N300	YES	N/A
PCR	EXP70	YES	N/A
UHP	Octa	YES	N/A
UHP	Hena	YES	N/A
UHP	Hexa	YES	N/A
UHP	Hexa-R	YES	N/A
UHP	D700	YES	N/A
UHP	D850	YES	N/A
SUV	Penta	YES	35,000
SUV	Heptagon SUV	YES	N/A
SUV	HP202+	YES	N/A
4x4	Heptagon HT	YES*	35,000
4x4	ATZ	YES*	35,000
4x4	ATZ-R	YES*	N/A
4x4	MT-08+	N/A	N/A
LTR	Digon LT	N/A	N/A
LTR	Ultra 2	N/A	N/A

*Limited Applications. No coverage for commercial use (LT-metric sizes)

Note: Road Hazard Coverage excludes tires for commercial and winter applications

OWNER'S OBLIGATION

In order to be eligible for Forceum's Limited Warranty or Road Hazard Warranty coverage, the owner must:

1. Present the tire to any authorized Forceum dealer.
2. Submit or present a copy of the original purchase receipt with documented automobile mileage at time of tire installation and tire dismounting.

3. Submit a tire rotation record showing that all tires have been rotated at least every 5,000 – 6,000 miles (applicable to mileage warranty and road hazard warranty claims only).
4. Complete and sign a Forceum warranty claim form, which is available at any authorized dealer.
5. Pay the amount due on a new tire, less the amount of credit, including taxes, mounting and balancing charges and/or the cost of other services.

Once tires are returned to Forceum by an authorized dealer and credit has been issued, submitted tires become the property of Forceum.

To locate an authorized Forceum dealer, please visit www.forceumtire.com.

DISCLAIMER:

THIS IS THE ONLY EXPRESS WARRANTY GIVEN BY FORCEUM, APPLICABLE TO FORCEUM BRAND REPLACEMENT PASSENGER CAR RADIAL AND LIGHT TRUCK RADIAL TIRES. FORCEUM DOES NOT MAKE ANY OTHER EXPRESS WARRANTY OR ANY IMPLIED WARRANTY OF MERCHANTABILITY OR FITNESS FOR A PARTICULAR PURPOSE. FORCEUM DOES NOT AUTHORIZE ANY OTHER PERSON, INCLUDING AUTHORIZED FORCEUM DEALERS OR CAR MANUFACTURERS, OR CAR DEALERS, TO CHANGE THIS WARRANTY OR CREATE ANY OTHER OBLIGATION IN CONNECTION WITH FORCEUM. FORCEUM WILL NOT DO ANYTHING OTHER THAN WHAT IS STATED IN THIS WARRANTY IF AN ANOMALY IS FOUND TO EXIST IN A FORCEUM BRAND REPLACEMENT PASSENGER CAR OR LIGHT TRUCK RADIAL TIRE. ALL OTHER REMEDIES ARE EXCLUDED, INCLUDING ANY OBLIGATION OR LIABILITY ON THE PART OF FORCEUM FOR CONSEQUENTIAL OR INCIDENTAL DAMAGES (SUCH AS A LOSS OF USE OF VEHICLE, LOSS OF TIME OR INCONVENIENCE) ARISING OUT OF AN ANOMALY.

SOME STATES DO NOT ALLOW THE EXCLUSION OR LIMITATION OF INCIDENTAL OR CONSEQUENTIAL DAMAGES, SO THE ABOVE EXCLUSION MAY NOT APPLY TO YOU. THIS WARRANTY GIVES YOU SPECIFIC LEGAL RIGHTS AND YOU MAY ALSO HAVE OTHER RIGHTS WHICH VARY FROM STATE TO STATE.

DEALER'S OBLIGATION

To claim an adjustment from Forceum, the dealer must first complete a "Claim Adjustment Form" with the required details, which can be requested via email at claims@zafco.com or through our website resources at zafcointernational.com/resources. Each claim must be supported by three (3) medium resolution pictures per tire of the following:

1. Serial and DOT number, labeled as 1-1
2. Damaged portion, labeled as 1-2
3. Complete tire with the tread portion clearly visible, named 1-3; and so forth
4. A copy of the Forceum Limited Warranty Claim Form & Tire Rotation Card (applicable to mileage warranty and road hazard warranty only)

The completed "Claim Adjustment Form", together with the pictures, must be emailed to claims@zafco.com. The DOT and serial number cut-outs of adjusted claims must be mailed to us at the following address:

ZAFCO International

3200 NW 67th Ave,
Building 2, Suite 260
Miami, FL 33122
United States

All claims will be settled within thirty (30) working days upon receipt of full details using the instructions stated above.

TIRE REGISTRATION

It is important that you register your Forceum tires promptly upon purchase. Registration is an important safety procedure since it enables the manufacturer to notify you in the event of a product recall. To complete registration, you will need to provide:

1. Your contact information
2. The tire DOT codes located on your tires
3. Your dealer's contact information (where you acquired the tires from)

Please use the form available on www.forceumtire.com for quick and easy registration of your tires.

SAFETY WARNING

Forceum makes your safety our top priority. It is essential for you to ensure proper use and maintenance of your tires to avoid any serious injury. Here are some safety tips we recommend to mitigate your risk of tire failure:

1. Owners must continue to rotate tires in accordance to their vehicle owner's manual or every 5,000 – 6,000 miles
2. Tires should be regularly inspected by a qualified tire professional for any signs of damage
3. Tires should be mounted only by trained professionals. Follow all instructions in the vehicle owner's manual or tire placard in vehicle to avoid under-inflation, overloading and misapplication
4. Use approved rims and wheels only
5. Do not spin tires on slippery surfaces such as snow, ice, or mud, or spin in excess of 35 mph (56 kph), as indicated on the speedometer
6. We recommend replacing any tires that are beyond ten (10) years from their date of manufacture. If your vehicle manufacturer has specific recommendations for tire replacement, you should follow the specific recommendations for that vehicle
7. Always avoid purchasing used tires. Previous usage may have damaged internal components that may lead to tire failure
8. We recommend replacing all four tires at the same time. However, when only two are replaced, the new tires should be on the rear since deeper tread may provide better grip and water evacuation in wet conditions.

Any tire, no matter how well constructed, may fail in use as a result of damage or misuse. If you experience any vibrations or ride disturbances, or notice a bulge, bump, or any kind of irregularities, we recommend having your tires evaluated by a qualified tire servicer immediately.

WWW.FORCEUMTIRE.COM

